




1CL Classroom Security Indicator Function

The Oak Security Group 1CL Classroom Security Indicator Function is an ANSI Grade 1 lever cylindrical lock designed to provide emergency lockdown capability, activated by anyone near the door in an emergency scenario. In the event of emergency lockdown, the indicator light in the inside lever handle flashes, indicating the outside lever is locked. No need to open the door to confirm the door is locked. The door is secured by a reliable traditional locking mechanism rather than an unsafe blocking mechanism.

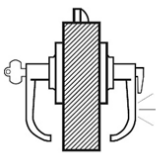


An existing Oak 1CL Classroom Security Function double keyed lock can be converted to a Classroom Security Indicator function lock by simply replacing the current keyed inside lever handle with a new Classroom Security Indicator lever.


The highly visible flashing red light is only activated when the thumb turn is fully rotated into the emergency lockdown position. The flashing indicator light is deactivated when the thumb turn is returned to the unlocked position. The light is never activated when the lock is unlocked, or when the lock is secured by the key from the outside of the lock. Normal lock operation does not activate the emergency lockdown indicator light.

The Security Indicator flashing light will automatically stop flashing 45 minutes after being activated, although the lock remains locked. The flashing light can be reactivated by returning the thumb turn to the emergency lockdown position.

The Classroom Security Indicator lever flashing light is powered by a single replaceable common coin cell battery. While the battery is easily replaceable, the battery life expectancy is in excess of 10 years of normal operation.

| | | |
|---|--|---|
|  | CSI Classroom Security Indicator | <ul style="list-style-type: none"> Latchbolt always retracted by inside lever for egress, or by outside lever when not locked by key in outside lever. Outside lever locked and unlocked by key in outside lever, or by thumbturn inside without opening door. Locking outside lever by thumbturn inside activates emergency lockdown indicator light, assuring the outside lever is locked. |
|---|--|---|

How To Order - Cylindrical Levers

| 1CL | 2 | CSI | 1 | H | 2 | A | 626 | LC |
|--|--|---|---|-----------------------------------|--------------------|--|-----------------------|--|
| Series | Backset | Functions | Core | Lever Styles | Rose | ‡ Strike | Finish | Keying |
| 1CL Grade 1 cylindrical lever  | 2 – 2 3/8" 3 – 2 3/4" 4 – 3 3/4" 5 – 5" | CSI – classroom security indicator | 0 – none 1 – OAK™ format IC 2 – std “C” non-I/C plug | H – hard return default | 2 – default | A - ANSI ‡ T- T FLS - full lip square FL4 - full lip 1/4" | 626 default | LC – less core KE – keyed |

‡ ANSI standard with Grade 1