



GRADE 2 LEVER CYLINDRICAL LOCKSETS

Features

- Independent lever return springs consistently return levers to horizontal position.
- Adjustable through bolts to accommodate various door preparations.
- Slabbed inside rose trim engages chassis to increase stability and durability.
- Multiple latch backset choices available.
- Multiple finishes and lever styles.
- Double keyed functions available.
- Non-handed.
- Uniquely tailored masterkey systems backed by extensive industry experienced system design and support.
- 5 Year Warranty.



Specifications:















Door Thickness	1 3/8" to 2" wood or metal door
Backsets	2 3/4" (standard), 2 3/8", 3 3/4", 5" available
Latchbolts	1/2" throw, UL listed, self-adjusting faceplate
Strikes	T-strike, ANSI and full lip strikes also available
Trim	Solid zinc diecast levers, wrought brass roses, heavy gage inside and outside rose liners with concealed screws
IC Core	Interchangeable 6 & 7 pin compatible with all other small format interchangeable core housings
Non-IC Cylinder	Standard "C" keyway, compatible with Schlage
Masterkeying	Tailored masterkey system set-up and design. Construction cores available.
Finishes	605(Bright Brass), 606(Satin Brass), 612(Satin Bronze), 613(Dark Bronze), 625(Bright Chrome) and 626(Satin Chrome)
Certification	UL listed "A" label (3 hour) single swing door (4'x8') ANSI A156.2, Series 4000 Grade 2

OAK HOW TO ORDER GUIDE - Grade 2 Lever Cylindrical Locksets

2CL	2	EN	1	H	1	A	626	LC
-----	---	----	---	---	---	---	-----	----

Series	Backset	Function	Core	Lever Type	Rose	Strike *	Finish	Keying
2CL = Grade 1 Cylindrical Lever	2 = 2-3/8" 3 = 2-3/4" 4 = 3-3/4" 5 = 5"	CL = Classroom EN = Entrance ST = Storeroom CR = Connecting Room	0 = None 1 = Oak Format IC 2 = Standard "C" Non-I/C plug	H = Hard return C = Curved return	1 = Default	A = ANSI T = T (Std) FLS = Full Lip Square FL4 = Full Lip 1/4"	605 606 612 613 625 626	LC = Less Core KE = Keyed

CYLINDRICAL LOCK FUNCTIONS

Function	Description	Operation Description
SINGLE KEYED		
	EN (F109) Entry/Office	Turn button locking: Pushing and turning the inside button clockwise locks the outside lever. Inside lever is always unlocked. Turning key in outside lever will retract latch. Push button locking: Pushing the inside button will lock outside lever. Inside lever is always unlocked. When button is pushed, turning inside lever or key in outside lever will release the button and latch.
	CL (F84) Classroom	Outside lever is locked or unlocked by rotating the key 360°. Inside lever is always unlocked.
	CR Connecting Room	Lever is locked or unlocked by rotating key 360°. Outside is a blank plate.
	DO (90) Dormitory	Outside lever is locked by key in lever or by push button on inside lever. It is unlocked by key or by rotating inside lever. When locked by pushing the button on inside lever, closing the door will unlock the outside lever. Inside lever is always unlocked.
	ST (F86) Store Room	Outside lever is always locked. Turning key retracts latch. Inside lever is always unlocked.
DOUBLE KEYED		
	CO (F80) Communicating Lock	Turning key in either lever locks or unlocks its own lever independent of the other lever.
	CS Classroom Security	Outside lever is locked and unlocked by key in outside lever. Inside lever always unlocked. Key in inside lever locks or unlocks outside lever.
	IN (F87) Institutional Lock	Both levers always locked. Key in either lever retracts latch, but does not unlock lever.
	SD (F91) Store Door	Turning key in either side of door locks or unlocks both sides.
	VE (F88) Vestibule	Outside lever is locked or unlocked by key in inside lever. When outside lever is locked, key in outside lever will retract the latch. Inside lever is always unlocked.
NON-KEYED		
	CE Connecting/Exit	Inside lever is always unlocked. Outside has a blank plate.
	DT Single Dummy Trim	Dummy trim used on one side of door.
	PA (F75) Passage	Both sides always unlocked.
	PR (F76) Privacy	Both sides unlocked unless button on inside lever pushed. Closing door or turning emergency release in outside lever, or turning inside lever, releases button and unlocks outside lever.



Oak Security Group, LLC
8904 Bash Street, Suite K
Indianapolis, Indiana 46256

Toll-free: 877-OSG-LOCK
Phone: 317-585-9830
Fax: 317-585-9834

www.OakSecurity.com

Other Available Functions:
(Extended Lead Times)
EX – Exit Latch (F89)
PT – Patio (F77)